

Scaled data based on original data using  
LM-79-08 Approved Method: Electrical and Photometric Measurements of Solid-  
State Lighting Products

Test Report Prepared for  
Cooper Lighting Solutions  
(formerly Eaton)

Brand: STREETWORKS

Report Number: P300296

Luminaire Tested: **GAA-AF-01-LED-U-AFL-7030**

Issue Date: 3/3/2020

**Test Information**

Test Method: LM-79-08  
Report Number: P300296  
TEST IS SCALED FROM IESNA LM-79-08 TEST DATA (P24165)  
Test Lab: INNOVATION CENTER P2  
Issue Date: 3/3/2020  
Manufacturer: COOPER LIGHTING SOLUTIONS (FORMERLY EATON)  
Product Line: STREETWORKS  
Catalog Number: GAA-AF-01-LED-U-AFL-7030  
Description: GALLEONAIRE AREA AND ROADWAY LUMINAIRE  
(1) 70 CRI, 3000K CCT 1050mA LIGHTSQUARE WITH 16 LEDS EACH AND Automotive Frontline OPTICS  
Light Source: -  
Ballast/Driver: -

**Summary**

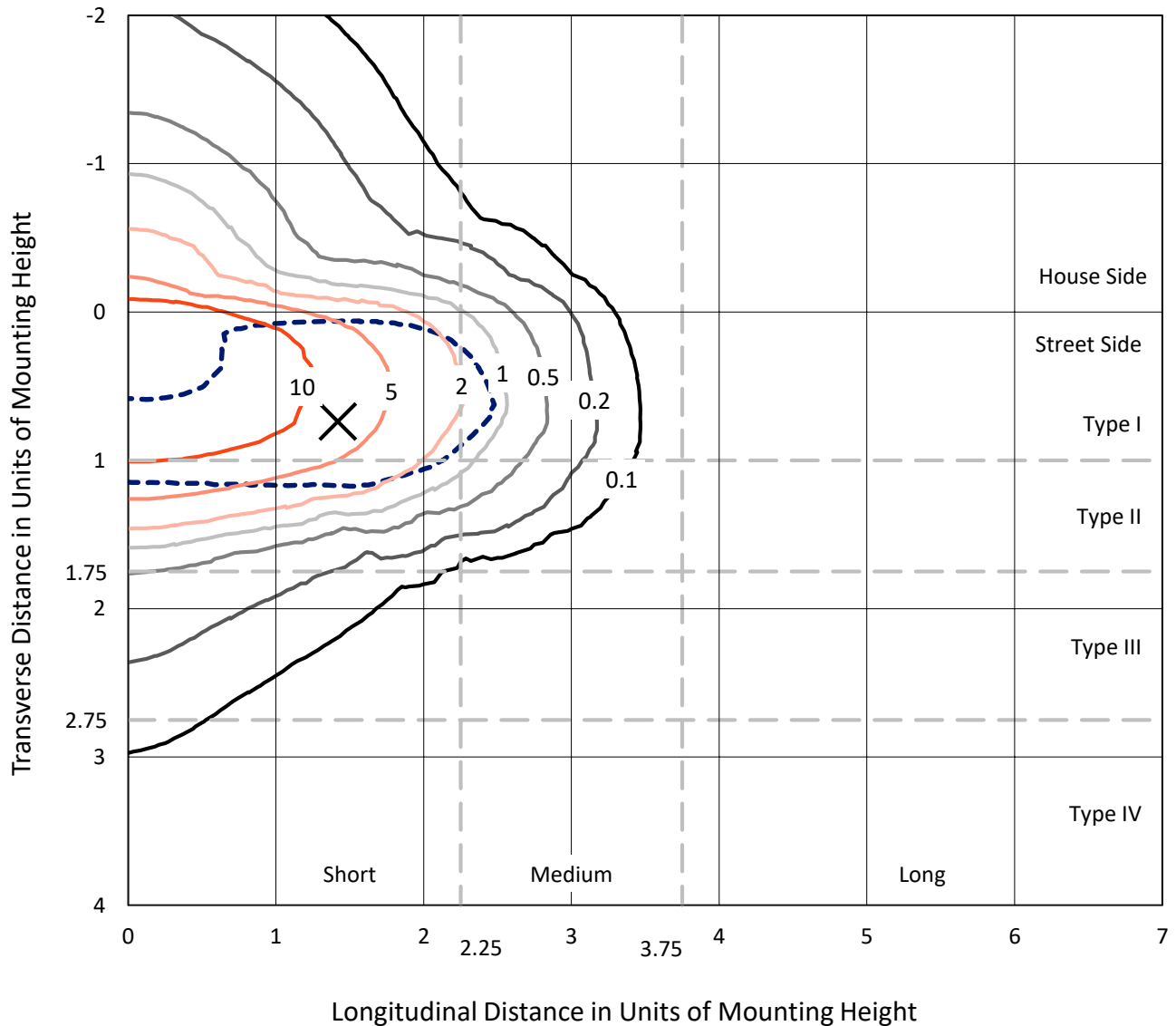
Lumens per Lamp: N/A  
Luminaire Lumens: 6163.6 lumens  
Efficiency: N/A  
Efficacy: 104.5 lumens/watt  
Luminous Opening: Rectangular (W 0.5' x L: 0.5' x H: 0')  
IES Classification: Type II - Short - Full Cutoff  
BUG Rating: B1 - U0 - G1  
  
Input Watts (W): 59  
Input Voltage (V): NR  
Input Current (Ain): NR  
Voltage Rise (V): NR  
Power Factor: NR  
Total Harmonic Distortion (THDi): NR  
Frequency (hertz): 60  
Stabilization Time: NR  
Operation Time: NR  
Ambient Temperature (°C): NR  
Test Distance: 28.75 FT



REPORT NUMBER: P300296  
 CATALOG NUMBER: GAA-AF-01-LED-U-AFL-7030

### Iso-Footcandle Lines of Horizontal Illumination

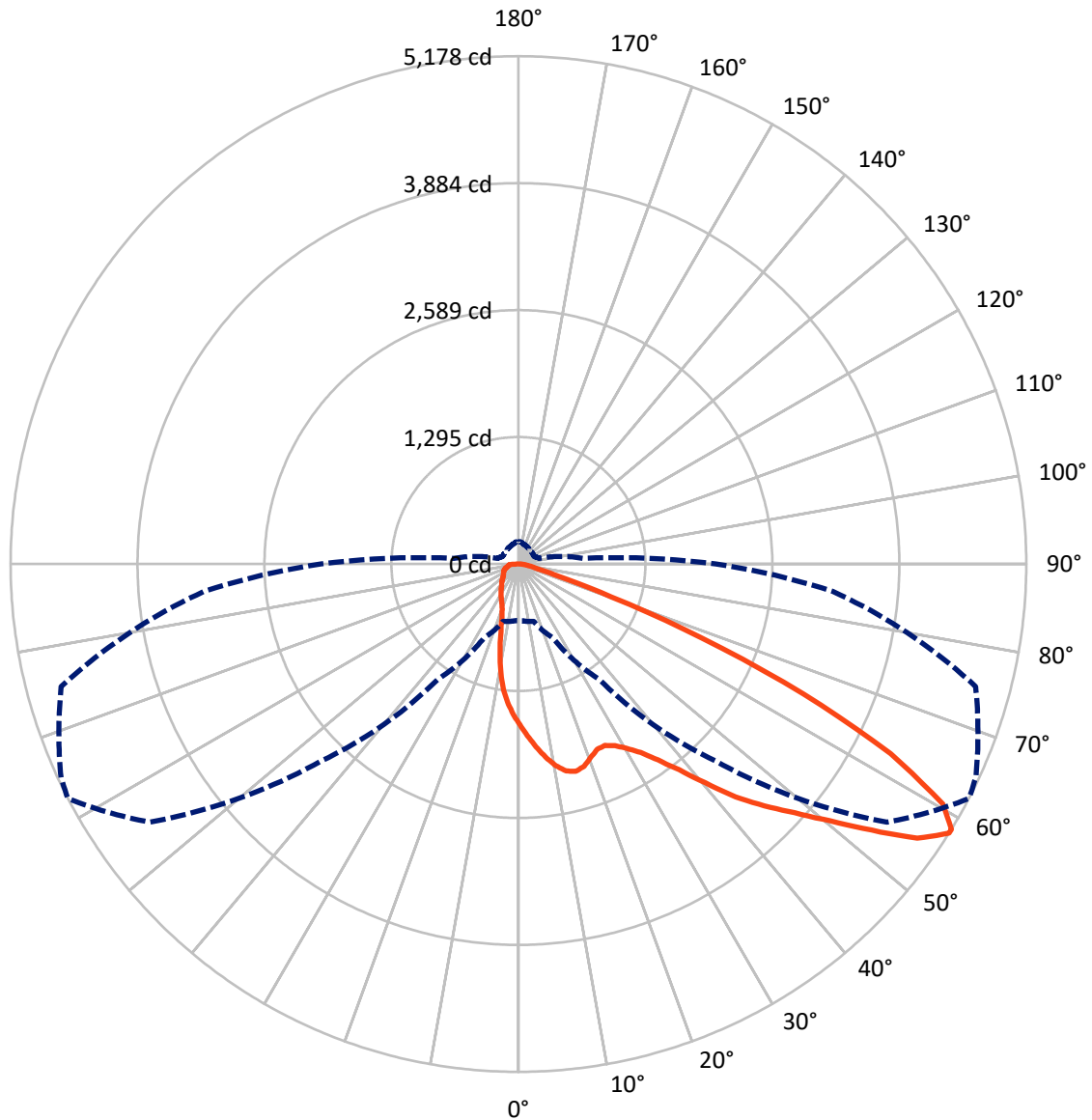
✕ Max cd  
 - - - 1/2 Max cd



Based on 10 foot mounting height. Maximum calculated value = 20 fc  
 Type II - Short - Full Cutoff

REPORT NUMBER: P300296  
CATALOG NUMBER: GAA-AF-01-LED-U-AFL-7030

### Luminous Intensity Polar Plot



— Vertical Plane Through 62.5-Deg Lateral    - - - Horizontal Cone Through 58-Deg Vertical

REPORT NUMBER: P300296

CATALOG NUMBER: GAA-AF-01-LED-U-AFL-7030

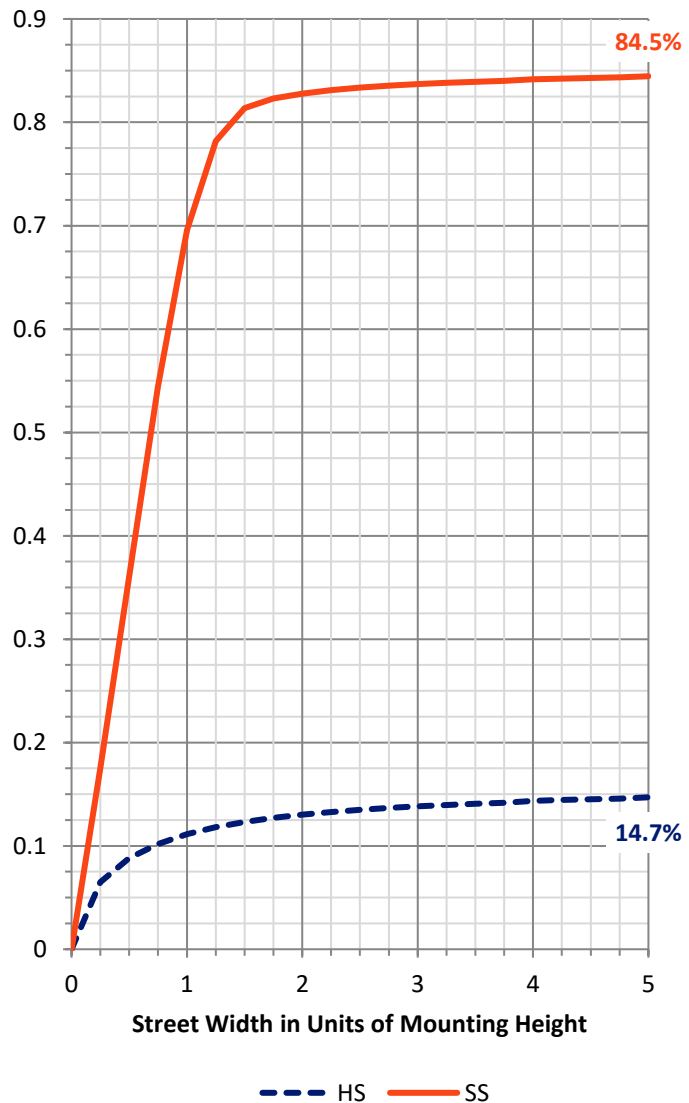
**FLUX DISTRIBUTION:**

		Downward	Upward	Total
<b>House Side</b>	Lumens	940.0	0.0	940.0
	% Fixture	15.3	0.0	15.3
<b>Street Side</b>	Lumens	5223.6	0.0	5223.6
	% Fixture	84.7	0.0	84.7
<b>Total</b>	Lumens	6163.6	0.0	6163.6
	% Fixture	100.0	0.0	100.0

**ZONAL LUMENS:**

Zone	Lumens	% Fixture
0°-10°	146.4	2.4
10°-20°	374.3	6.1
20°-30°	605.0	9.8
30°-40°	960.5	15.6
40°-50°	1405.4	22.8
50°-60°	1470.0	23.8
60°-70°	868.5	14.1
70°-80°	244.6	4.0
80°-90°	88.8	1.4
90°-100°	0.0	0.0
100°-110°	0.0	0.0
110°-120°	0.0	0.0
120°-130°	0.0	0.0
130°-140°	0.0	0.0
140°-150°	0.0	0.0
150°-160°	0.0	0.0
160°-170°	0.0	0.0
170°-180°	0.0	0.0
0°-90°	6163.6	100.0
0°-180°	6163.6	100.0

**Coefficient of Utilization**



REPORT NUMBER: P300296

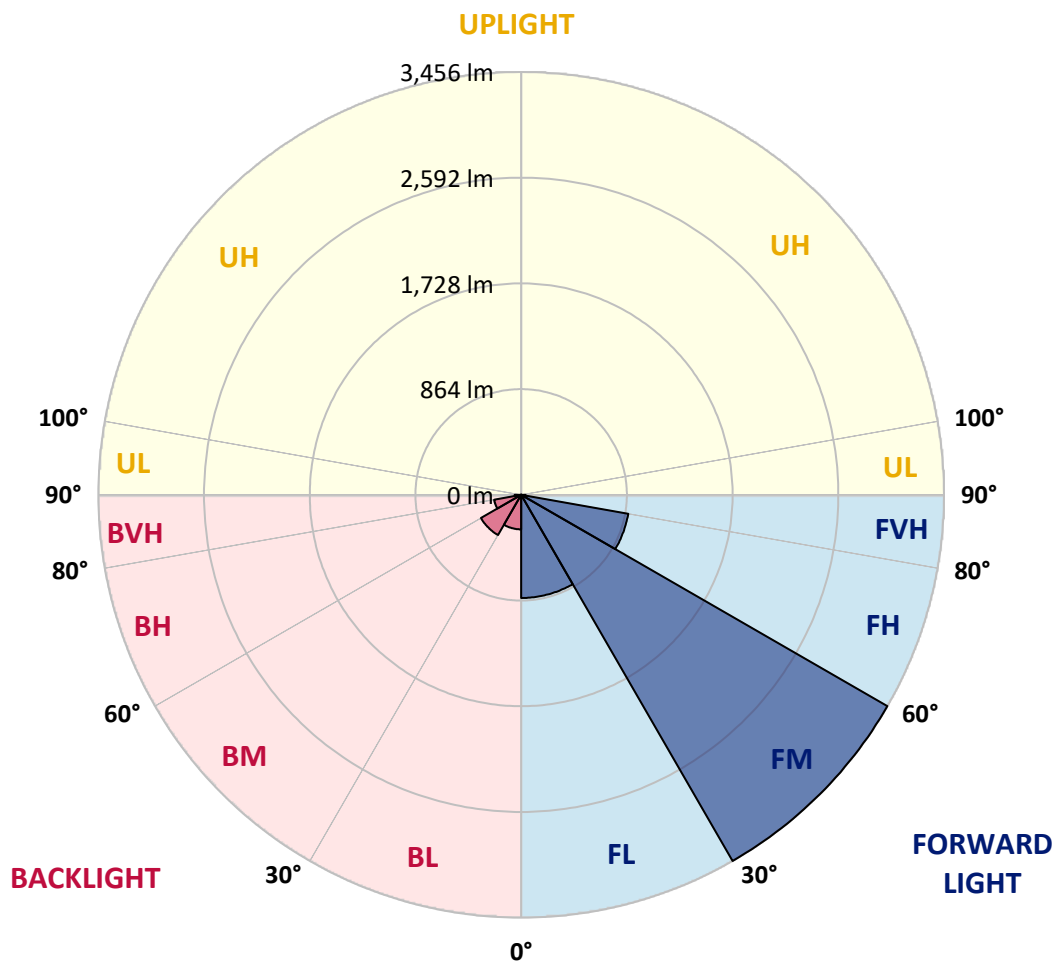
CATALOG NUMBER: GAA-AF-01-LED-U-AFL-7030

**LUMINAIRE CLASSIFICATION SYSTEM LUMEN TABLE AND BUG RATING:**

Zone		Lumens	% Fixture	Zone Rating/Lumen Limit		
				B	U	G
FL	(0°-30°)	843.3	13.7			
FM	(30°-60°)	3456.5	56.1			
FH	(60°-80°)	888.8	14.4			G1/1800
FVH	(80°-90°)	35.0	0.6			G1/100
BL	(0°-30°)	282.5	4.6	B1/500		
BM	(30°-60°)	379.4	6.2	B1/1000		
BH	(60°-80°)	224.3	3.6	B1/500		G1/500
BVH	(80°-90°)	53.8	0.9			G1/100
UL	(90°-100°)	0.0	0.0		U0/0	
UH	(100°-180°)	0.0	0.0		U0/0	

**BUG Rating: B1-U0-G1**

Type II Short





REPORT NUMBER: P300296

CATALOG NUMBER: GAA-AF-01-LED-U-AFL-7030

**CANDELA DISTRIBUTION (FULL):**

	0°	5°	15°	25°	35°	45°	55°	62.5°	65°	75°	85°
0°	1637.2	1637.2	1637.2	1637.2	1637.2	1637.2	1637.2	1637.2	1637.2	1637.2	1637.2
2.5°	1870.9	1855.8	1846.2	1837.8	1826.7	1803.2	1771.6	1751.6	1741.4	1706.9	1666.0
5°	2054.3	2040.9	2031.1	2019.8	2000.0	1963.2	1912.1	1871.4	1851.4	1782.3	1700.5
7.5°	2011.3	2016.9	2034.0	2063.9	2089.4	2084.5	2038.9	1987.2	1960.8	1864.8	1740.5
10°	1752.4	1762.0	1791.6	1861.6	1974.8	2090.9	2126.3	2090.6	2063.9	1946.3	1781.8
12.5°	1700.5	1700.2	1702.5	1721.1	1788.4	1951.8	2129.2	2165.2	2149.2	2024.1	1823.8
15°	1721.7	1722.3	1720.5	1728.4	1749.3	1814.0	2040.4	2193.9	2205.2	2102.5	1867.4
17.5°	1777.4	1776.0	1769.3	1769.3	1776.8	1802.1	1935.9	2167.2	2219.4	2171.8	1905.7
20°	1870.9	1864.2	1846.5	1830.2	1822.1	1835.7	1892.9	2105.7	2194.8	2232.5	1937.3
22.5°	1984.1	1978.8	1950.1	1915.3	1887.1	1886.8	1915.0	2052.0	2152.1	2289.7	1964.0
25°	2130.3	2121.9	2079.3	2023.5	1974.2	1955.3	1963.2	2049.4	2128.9	2351.8	1987.8
27.5°	2302.2	2286.8	2236.3	2155.9	2083.3	2045.3	2034.0	2096.7	2150.1	2428.7	2020.9
30°	2510.5	2492.8	2428.1	2323.3	2220.9	2158.5	2134.4	2180.5	2220.3	2522.4	2074.0
32.5°	2747.7	2722.1	2647.2	2531.7	2397.1	2301.9	2262.7	2291.4	2323.1	2635.3	2140.5
35°	3075.3	3044.9	2936.6	2777.3	2625.2	2494.3	2431.6	2452.5	2483.3	2803.7	2236.6
37.5°	3298.8	3285.2	3213.2	3063.4	2898.0	2747.4	2650.4	2662.6	2680.0	3014.1	2359.6
40°	3296.8	3302.3	3303.8	3305.2	3192.6	3048.4	2944.2	2931.4	2927.9	3245.1	2499.5
42.5°	3131.7	3154.3	3227.4	3375.7	3444.2	3378.1	3282.6	3245.7	3227.4	3517.4	2647.8
45°	2878.9	2891.0	3028.0	3317.7	3573.1	3704.6	3632.3	3516.2	3483.1	3767.6	2770.9
47.5°	2748.5	2761.9	2848.1	3163.9	3571.7	3968.4	4010.2	3789.0	3729.8	3985.2	2877.1
50°	2438.3	2466.1	2574.7	2896.3	3441.3	4089.7	4405.2	4114.1	3991.6	4197.1	2983.6
52.5°	1868.5	1911.5	2033.1	2456.3	3110.8	4029.6	4721.3	4508.2	4335.3	4416.5	3075.1
55°	1178.7	1210.6	1312.7	1734.7	2488.5	3717.1	4841.1	4934.6	4780.8	4624.3	3154.3
57.5°	640.8	655.1	693.4	957.8	1618.6	3026.0	4666.4	5177.2	5113.4	4800.8	3214.1
58°	573.5	583.1	606.9	830.1	1435.5	2837.1	4588.9	5178.1	5146.2	4826.6	3218.7
60°	425.5	420.6	399.4	473.7	799.0	1960.0	4120.5	4970.9	5064.6	4858.3	3196.1
62.5°	373.8	361.9	318.7	313.7	388.6	902.9	3152.8	4258.1	4479.5	4677.7	3058.5
65°	351.2	338.4	282.7	264.7	280.4	382.0	1857.2	3193.5	3471.2	4130.4	2706.7
67.5°	334.4	317.8	259.8	235.1	236.3	252.5	744.5	2011.3	2323.9	3136.0	2105.4
70°	318.1	300.1	240.3	211.9	205.2	199.7	296.0	1006.8	1290.4	1980.9	1342.3
72.5°	300.7	283.0	223.2	193.6	180.5	162.2	193.3	411.8	575.2	937.2	608.9
75°	275.4	259.5	206.1	177.3	158.8	134.4	146.0	215.1	258.0	373.2	293.4
77.5°	244.4	231.3	186.9	164.0	140.8	109.1	112.3	149.2	165.4	213.6	174.4
80°	175.6	180.2	166.3	147.4	125.4	88.5	86.2	108.8	117.5	137.3	113.5
82.5°	123.4	126.0	137.6	120.4	103.6	69.7	63.6	76.6	81.8	90.3	61.2
85°	85.0	82.1	94.3	83.9	74.9	46.4	43.5	52.0	55.1	56.0	31.6
87.5°	51.1	51.1	54.6	45.0	40.3	24.1	23.5	29.6	31.6	30.2	17.4
90°	0.0	0.0	0.0	0.0	0.0	0.0	0.0	0.0	0.0	0.0	0.0



REPORT NUMBER: P300296

CATALOG NUMBER: GAA-AF-01-LED-U-AFL-7030

**CANDELA DISTRIBUTION (continued):**

	90°	95°	105°	115°	125°	135°	145°	155°	165°	175°	180°
0°	1637.2	1637.2	1637.2	1637.2	1637.2	1637.2	1637.2	1637.2	1637.2	1637.2	1637.2
2.5°	1641.6	1621.0	1577.1	1542.0	1497.6	1451.5	1425.6	1398.1	1379.2	1365.6	1387.3
5°	1654.1	1612.0	1521.4	1435.5	1340.6	1241.9	1167.0	1097.4	1048.9	1018.7	1047.2
7.5°	1673.8	1609.1	1464.8	1318.0	1147.6	983.3	836.5	744.5	690.8	664.4	680.9
10°	1696.4	1604.4	1398.4	1158.6	914.8	707.9	598.2	561.0	548.8	543.9	546.2
12.5°	1715.3	1594.6	1316.8	965.9	687.0	559.0	527.4	526.5	529.1	529.7	530.6
15°	1728.6	1580.0	1195.8	765.1	549.4	509.4	507.6	512.8	517.8	519.8	521.0
17.5°	1737.6	1550.2	1059.1	604.9	492.2	485.3	489.3	496.0	501.2	502.7	503.9
20°	1736.8	1506.3	896.3	504.4	461.2	461.2	468.2	473.4	473.7	471.9	472.8
22.5°	1727.8	1446.2	738.4	451.0	433.6	438.5	445.5	440.6	420.3	406.9	407.8
25°	1712.7	1374.6	603.1	417.1	408.1	416.8	414.7	377.6	348.6	335.5	335.5
27.5°	1699.3	1289.8	499.2	387.5	382.5	393.3	357.3	323.6	311.4	305.3	303.3
30°	1689.8	1198.4	429.8	359.0	358.4	350.6	310.0	300.7	298.7	293.7	292.0
32.5°	1692.1	1105.8	385.4	334.1	336.1	300.1	287.3	289.4	287.6	282.4	280.1
35°	1711.2	1017.9	356.4	311.4	305.3	271.1	274.0	277.8	277.2	269.9	267.6
37.5°	1745.5	934.6	337.3	292.6	266.4	256.6	261.2	267.0	265.6	260.6	258.9
40°	1781.5	856.2	321.6	277.8	243.5	246.7	250.8	254.0	255.4	256.9	255.7
42.5°	1816.6	774.4	302.4	262.7	233.9	237.4	239.2	242.3	250.2	255.7	255.4
45°	1837.5	697.4	282.7	241.2	226.4	228.4	227.3	233.6	243.2	252.2	252.5
47.5°	1860.7	637.6	267.0	221.5	219.1	220.6	217.1	223.5	232.2	243.2	244.4
50°	1888.9	602.0	254.5	205.8	209.3	209.3	208.4	214.2	226.4	239.2	241.5
52.5°	1920.8	595.0	244.1	194.5	199.4	199.1	200.0	208.7	222.0	234.5	236.5
55°	1959.7	613.9	232.8	186.0	189.8	191.0	193.9	203.7	215.1	229.3	230.2
57.5°	2005.0	652.2	223.8	179.4	181.1	184.9	189.5	198.5	210.7	226.4	227.3
58°	2012.5	660.3	222.3	178.8	179.4	183.7	188.9	197.7	209.8	227.0	227.8
60°	2012.8	687.3	219.1	176.2	172.7	179.9	185.8	194.5	208.4	229.0	231.0
62.5°	1941.4	687.0	216.8	172.4	165.7	174.7	181.4	191.6	206.9	233.9	238.0
65°	1709.5	624.3	205.8	166.6	160.2	170.1	177.6	189.5	211.0	255.4	258.0
67.5°	1337.1	511.7	185.2	158.5	153.0	165.4	175.3	189.2	215.4	260.3	262.1
70°	884.1	382.8	162.5	149.2	145.4	159.9	176.5	199.1	210.4	249.9	245.2
72.5°	458.9	268.8	144.2	137.6	136.7	155.0	193.3	197.9	205.5	235.1	229.3
75°	240.9	186.6	128.3	124.8	126.3	153.8	228.1	192.7	199.1	224.9	236.0
77.5°	147.4	150.6	114.6	113.2	116.1	150.3	227.8	186.0	189.8	206.9	219.1
80°	98.7	122.2	104.2	104.5	106.5	137.6	204.6	175.6	178.5	195.6	208.1
82.5°	62.4	72.3	94.6	99.6	96.9	113.5	173.9	159.9	164.0	223.8	236.5
85°	31.6	45.3	82.1	95.8	87.4	79.5	141.1	140.2	142.2	161.4	168.6
87.5°	14.5	25.0	64.1	83.6	65.9	49.6	102.5	103.9	112.0	114.6	114.6
90°	0.0	0.0	0.0	0.0	0.0	0.0	0.0	0.0	0.0	0.0	0.0

(END OF REPORT)